

Fluency

For New or Struggling Reader



Mrs. Karle's



Reading Patch™

Hi, my name is Madreen Karle and this is my daughter, Meeghan Karle Mousaw. We are a mother-daughter team.

I taught reading for 30 years in the classroom. I helped struggling readers: students whose first language was not English, special needs students, students with reading disabilities.... Any student who struggled at my school, I taught.



When I retired, I created the Reading Patch program. I wanted to reach more people because I knew I could help new and struggling readers.

My daughter has her Masters in Education. She found the program hidden in our basement and used the program with her own children. She put the program online and has now helped thousands of people learn to read online through the Reading Patch

We are here to help you. Never hesitate to reach out with questions!

Mrs.Mousaw@sightandsoundreading.com



A few days ago we learned why _____ is the first essential element you need when learning to read.

•With _____ we know that letters make sounds and that when we put letters together, we can learn to put the sounds together....and when we put the sounds together, we can read and write words

Next we learned that _____ is another essential element when teaching and learning to read.

• _____ are _____ (words that you see frequently when you are reading).

Many times it is hard to use phonics to “sound out” sight words. Also, because these words occur so frequently, you want to be able to read them quickly/fluentlly without sounding them out



We then learned that the most important element when teaching reading is

_____.

•A _____,

a struggling reader is

_____ and

_____.

When you don't like to read, you don't want to practice reading and you don't want to learn to read.



So, how do you teach phonics, teach sight words, and teach confidence in a way that cultivates a love of reading?

You need to make sure that your child reads _____ (quickly and accurately).

For Fluency you need...

1. You need _____. Children like to know what is expected from them when they are learning. They want to know what they need to do to succeed.

2. You need _____. This is especially true with special needs readers but ALL children need to practice, practice, practice reading so they can get better at reading/become fluent.



Homework assignment: I want you to build fluency: Go back and read the book with your student that you read together yesterday.

- Have your student read the book again. •
- Praise your student for how well they read. If they make a mistake, gently correct the mistake and have them re-read correctly.
- Have the student read to someone else (even a dog or stuffed animal). Practice, practice, practice, read, read, read!
- Make note of how confidence grows. Also, make note of how accuracy and speed grows. As they get more confidence, they read more accurately, and they read more quickly.
- You can time your student at reading at getting faster and better at reading. This will encourage your student (and you!)

Confidence and Fluency Test

For New or Struggling Reader



Mrs. Karle's



Reading Patch TM



For a beginning reader, use this test as a benchmark.

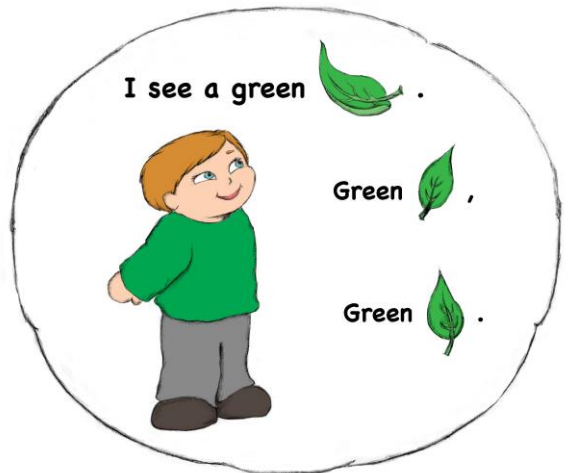
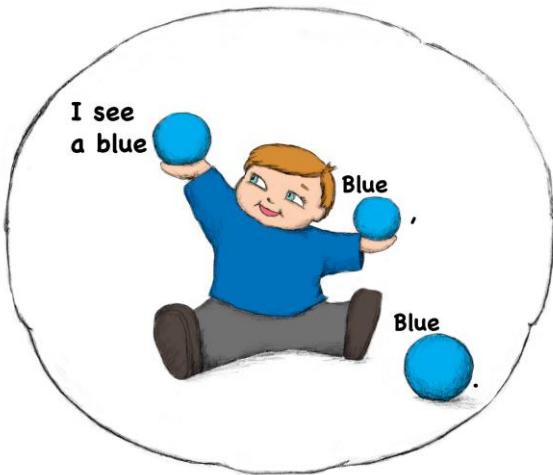

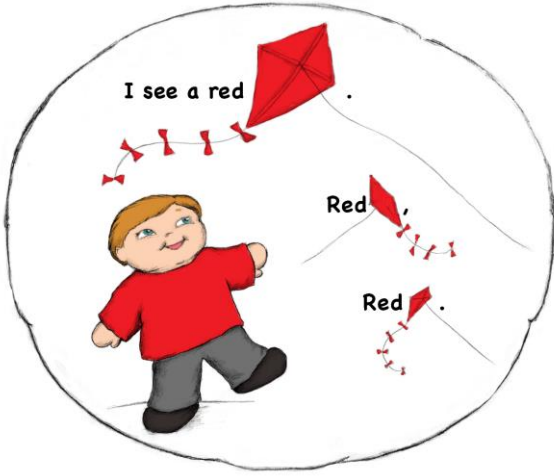
You will see what your reader knows and does not know. Even if a student does poorly on the reading test, he/she will still succeed at reading. It is good to know what skills your student knows and does not know so that you can work with the student on improving individual skills.


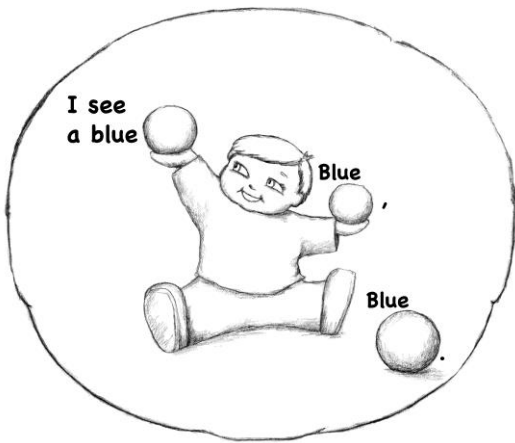
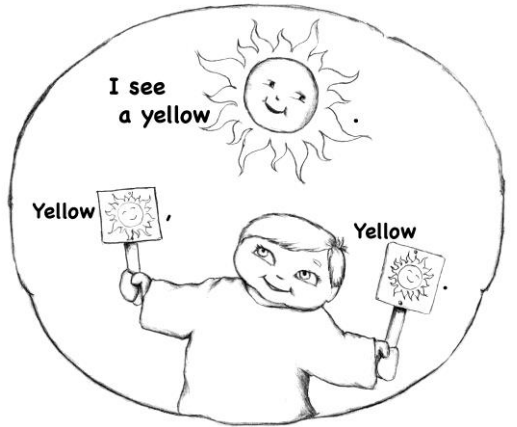
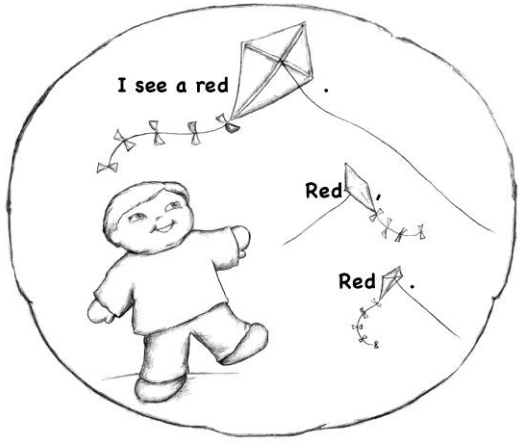
For a struggling reader, use this test as a benchmark.

You need to know where your student struggles before you begin helping them. With your help, your student will succeed at reading.

To test your student...

Day 2: Read the "I see" book with your reader again. Have your reader read the book. Time your reader each time he/she reads the book. Watch confidence and fluency grow with practice.





Whether you have a new reader or a struggling reader, this test is a benchmark. You now know what your reader knows (or does not know).

If you can test your student, you can also teach your student! The Reading Patch is here to help you!

**Have questions? We are here to help you:
Mrs.Mousaw@sightandsoundreading.com**